

Organ Donation Breakthrough Collaborative

Institute of Medicine

June 20, 2005

Jade Perdue, M.P.A

Department of Health and Human Services
Health Resources and Services Administration
Healthcare Systems Bureau
Division of Transplantation



3 Goals

- Organ Donation Breakthrough Collaborative
 - Methodology and Results
- “Spread Strategy”
- Organ Transplantation Breakthrough Collaborative

The Issue

- 10K – 13K deceased eligible organ donors in the U.S. annually
- 2003- 6,457 actual deceased donors recovered

Represents 61-68% Estimated Donor Pool

Aim of Organ Donation Breakthrough Collaborative

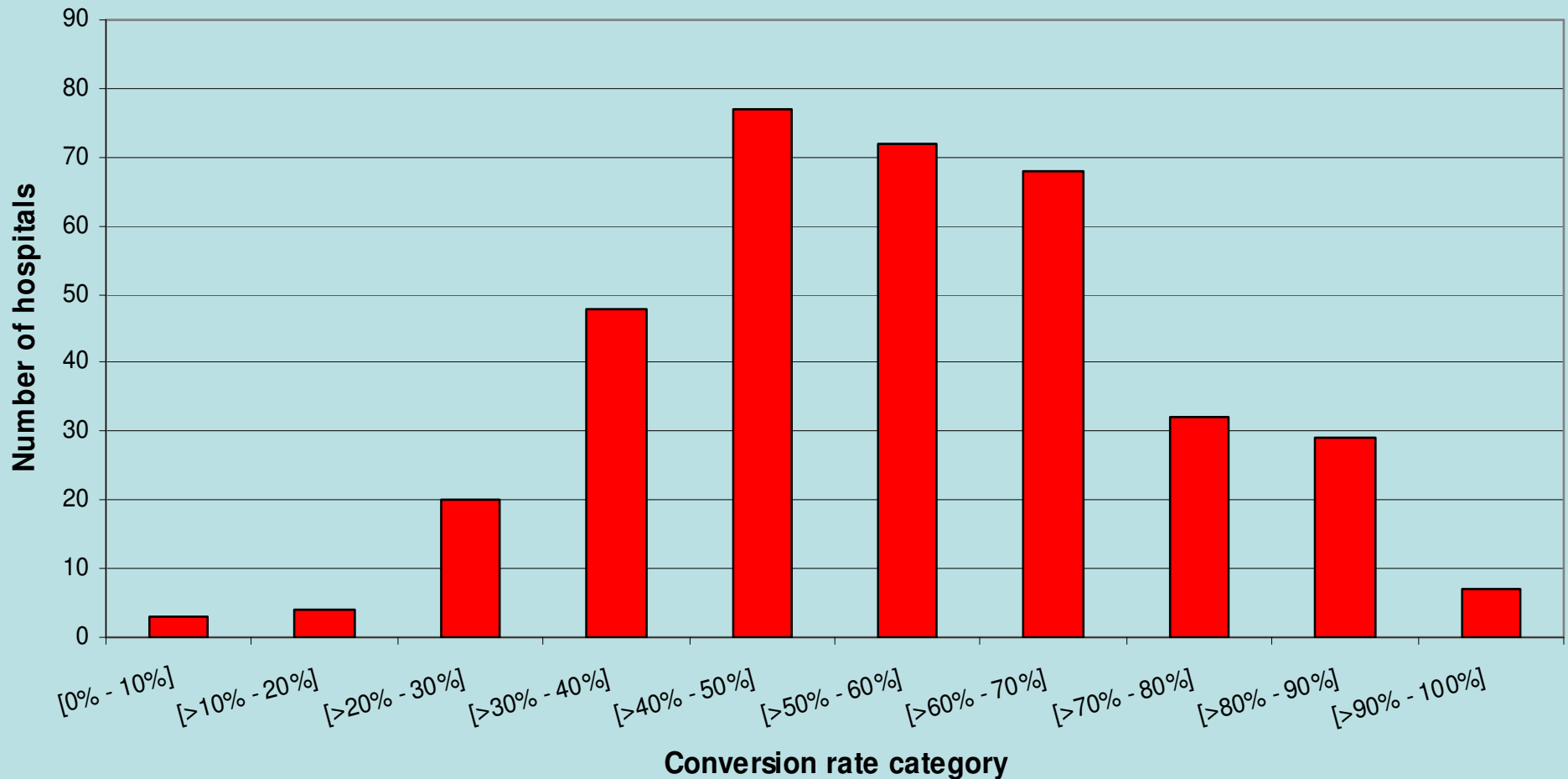
“Committed to saving or enhancing thousands of lives a year by spreading known best practices to the nation’s largest hospitals, to achieve organ donation rates of 75% or higher in these hospitals.”

Former Health and Human Services Secretary

Tommy G. Thompson

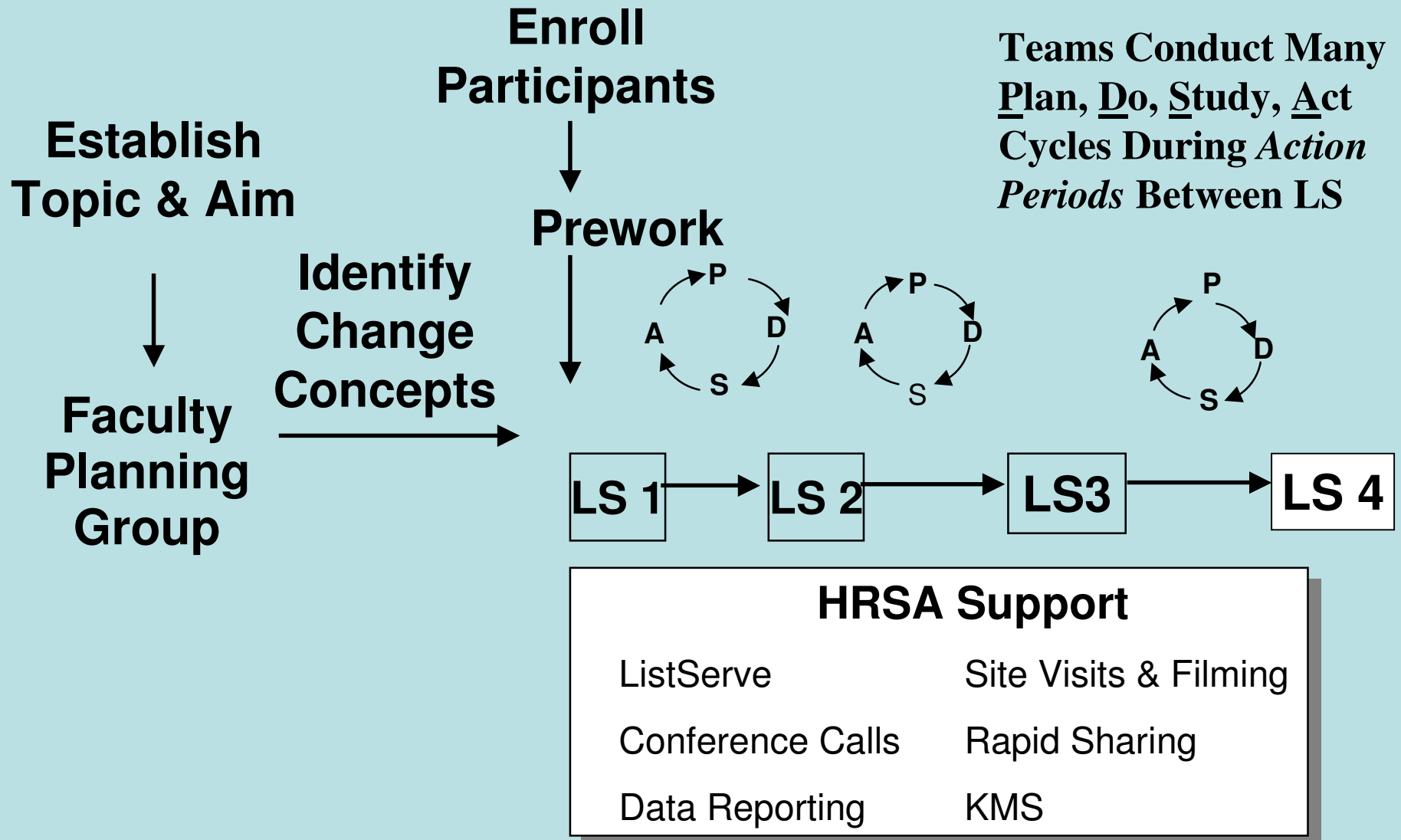
April 2003

Conversion Rate Distribution among the 300 Largest Hospitals (Eligible >=8)



■ 09/02 - 08/03 (pre-collaborative most current 12 months)

Collaborative Engine

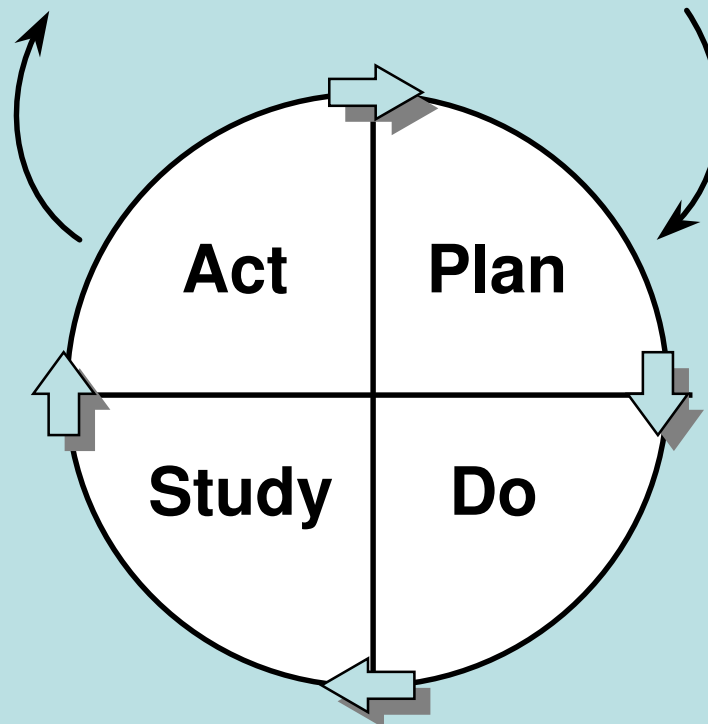


Model for Improvement

What are we trying to accomplish?

How will we know that a change is an improvement?

What change can we make that will result in improvement?



From:: Associates in
Process Improvement

4 Strategies for Improvement

- **Unrelenting Focus on Change, Improvement and Results**
- **Rapid Early Referral and Linkage**
- **Integrated Donation Process Measurement**
- **Aggressive Pursuit of Every Donation Opportunity**

High Leverage Changes

- **Advocate Organ Donation As the Mission**
- **Involve Senior Leadership to Get Results**
- **Deploy A Self-Organizing OPO/Hospital Team**
- **Practice Early Referral, Rapid Response**
- **Learn Effective Requesting**
- **Implement Donation After Cardiac Death**

Collaborative Participants

Collaborative 1: September 2003 to Sept. 2004

95 Hospitals

43 Organ Procurement Organizations

Collaborative 2: September 2004 to May 2005

131 Hospitals (12 Pediatric)

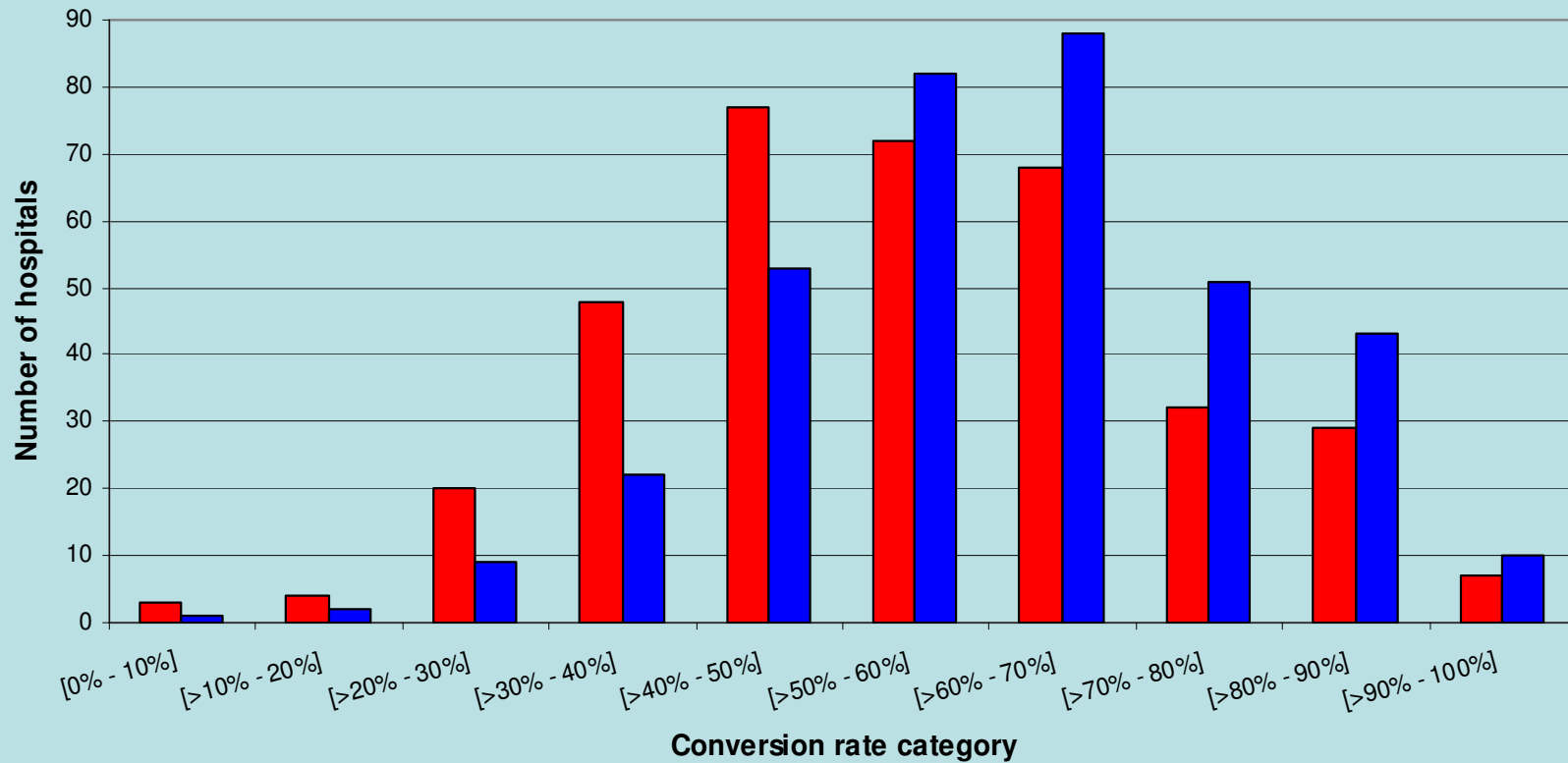
50 Organ Procurement Organizations

***Participating Large Hospitals Account for ~50% of Donor Potential in Nation**

Process and Outcome Measures

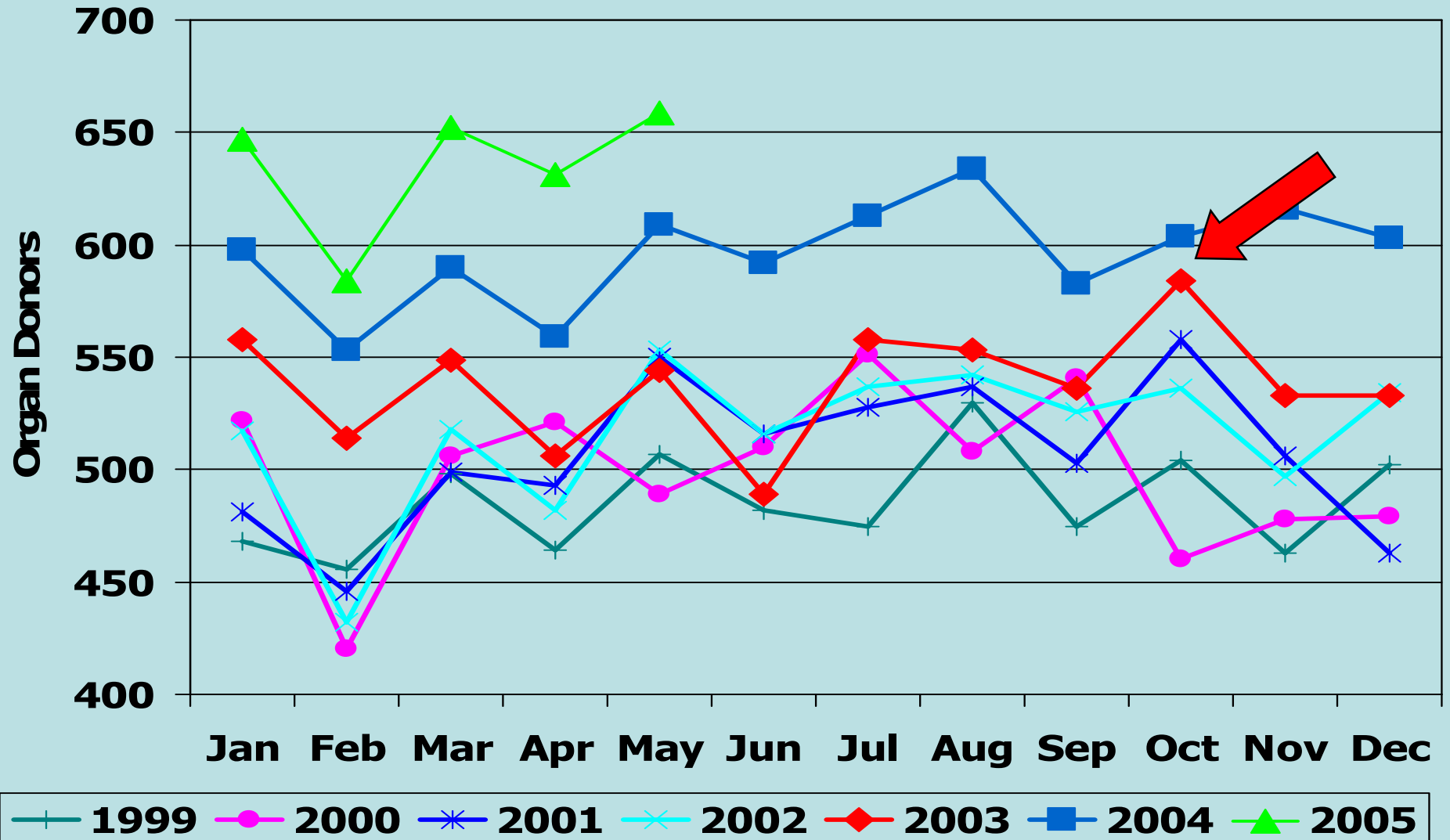
- **Conversion Rate**
- **Referral Rate**
- **Medical Examiner Denials**
- **Timely Notification**
- **Appropriate Requestor**
- **Donor Before Non Donor**

Conversion Rate Distribution among the Largest Hospitals (Eligible >=8)

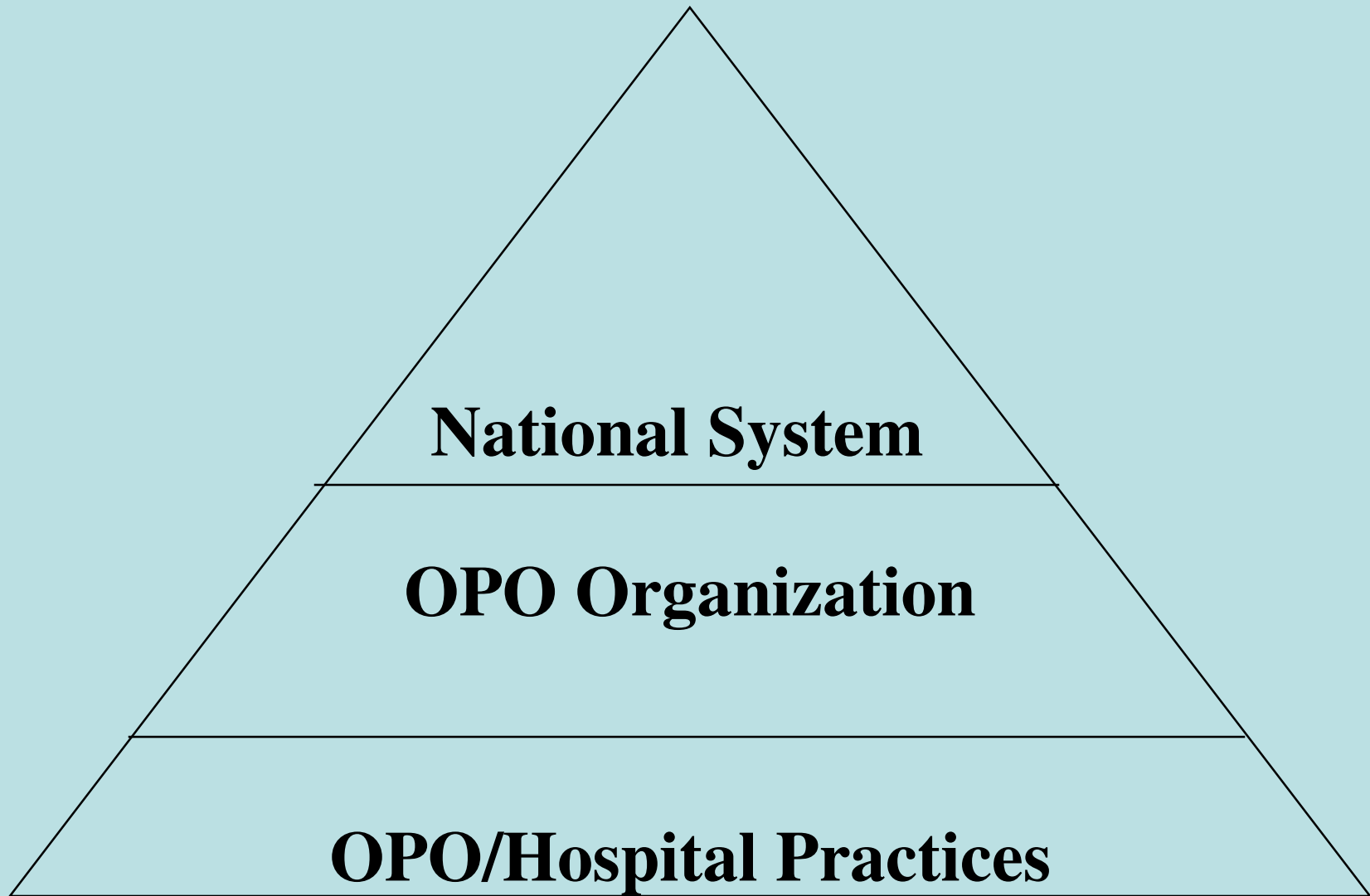


■ 09/02 - 08/03 (pre-collaborative most current 12 months)
■ 04/04 - 03/05 (most current 12 months)

Unprecedented Monthly Donation Records



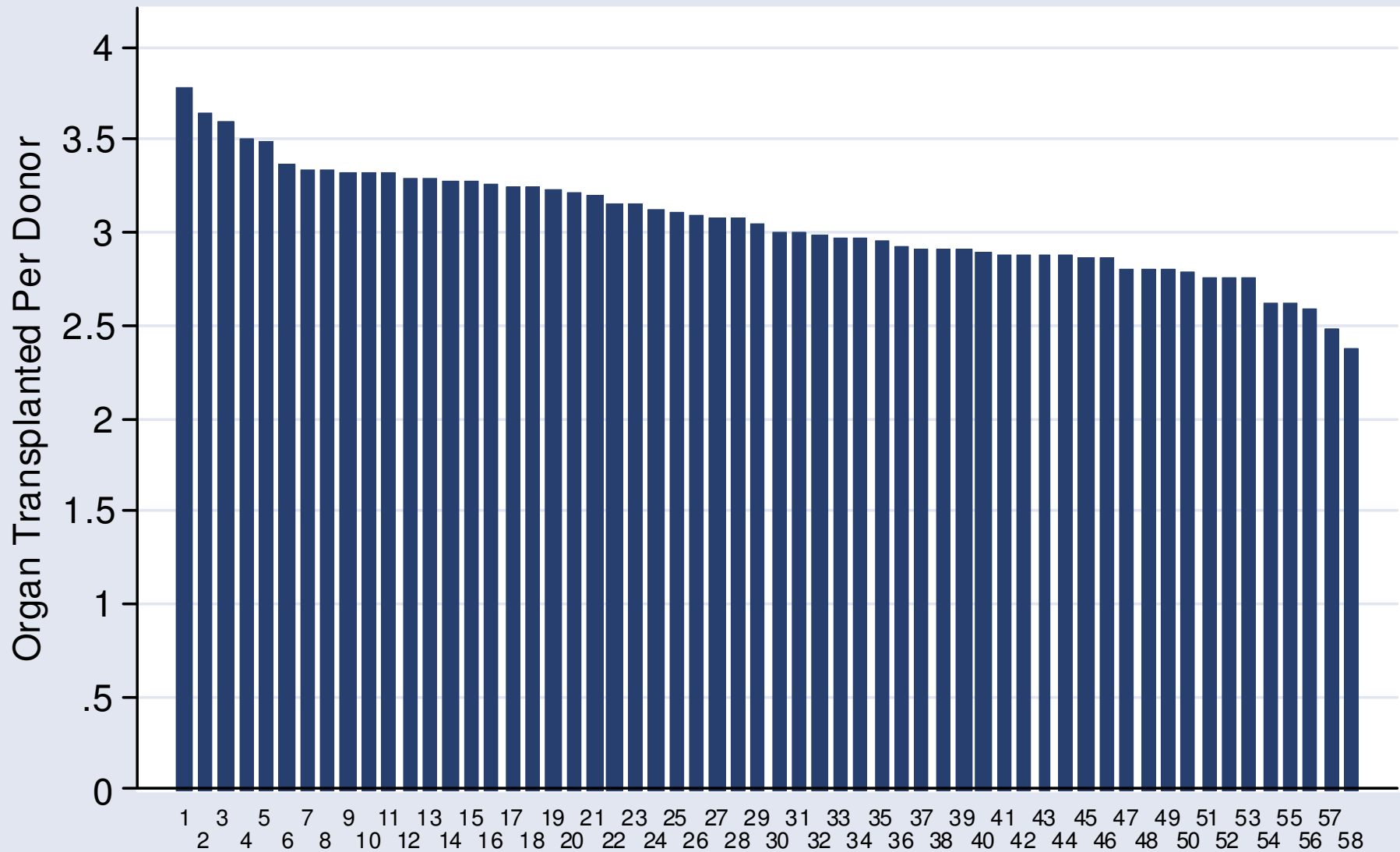
Three Tiers of Improvement Work



HRSA Commitment to Spread

- § Knowledge Management System**
- § Leadership Coordinating Council & Improvement Leader Events (3/Yr)**
- § Annual National Learning Congress**
- § HHS Medals of Honor**
- § OPO Redesign Initiative**
- § World-Class Consulting Support**
- § Organ Transplantation Breakthrough Collaborative**

Organ Transplanted Per Donor by OPO, 2004



Source: OPTN database as of 2/2005

Organ Transplantation Breakthrough Collaborative

“Save or enhance thousands of lives a year by maximizing the number of organs transplanted from each and every donor...achieve an average of 3.75 organs transplanted per donor.”

**Former Health and Human Services
Secretary Thompson**

April 2004

Five New Strategies

- **Culture of Intent**
- **Relationships**
- **Advanced Practice in
Clinical Management**
- **Push**
- **Pull**

The Possibility – to Double Annual Transplants

Donors/year

50% → 6,000

75% → 9,000

Recipients/year

3/D → 18,000

4/D → 36,000

Comments and Questions

Jade K. Perdue, M.P.A.

Department of Health and Human Services

Health Resources and Services

Administration

Healthcare Systems Bureau

Division of Transplantation


E-mail: jperdue@hrsa.gov

Phone: 301-443-3124



Why Are We Succeeding?

- Proven Improvement Methodology
- Transparency of Data and Process
- Joint Accountability for donation between OPO and Hospital
- Commitment to Sustainability
- Multi-dimensional Support Mechanisms

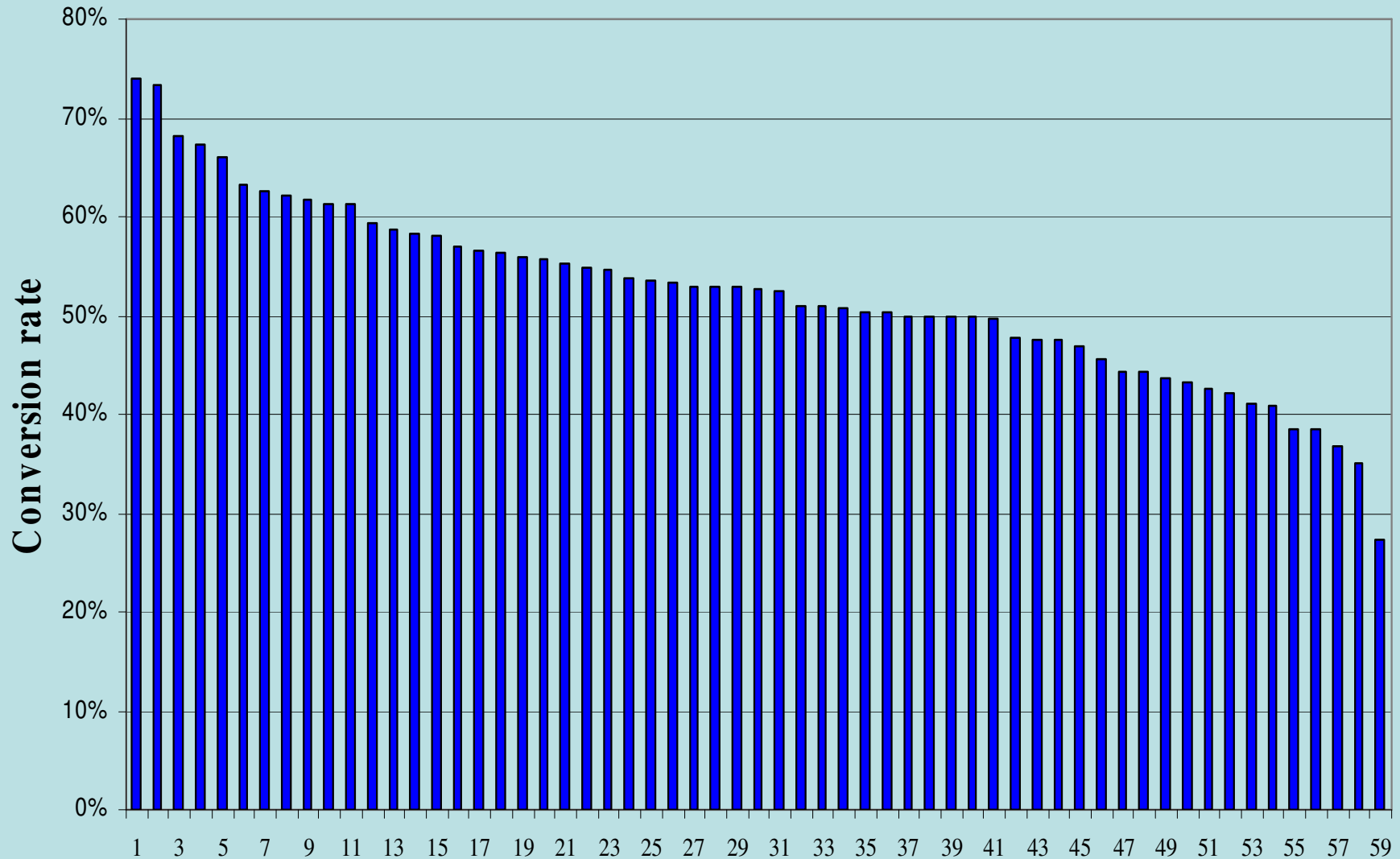


4 New Goals

- 1. Standard Criteria Donors: 4.3**
- 2. DCD Donors: 2.75**
- 3. ECD Donors: 2.5**
- 4. At Least 10% of Donors Are DCD**

Conversion Rate by OPO

12 Months Pre-collaborative 9/02 - 8/03





Collaborative 1 Conversion Rates

