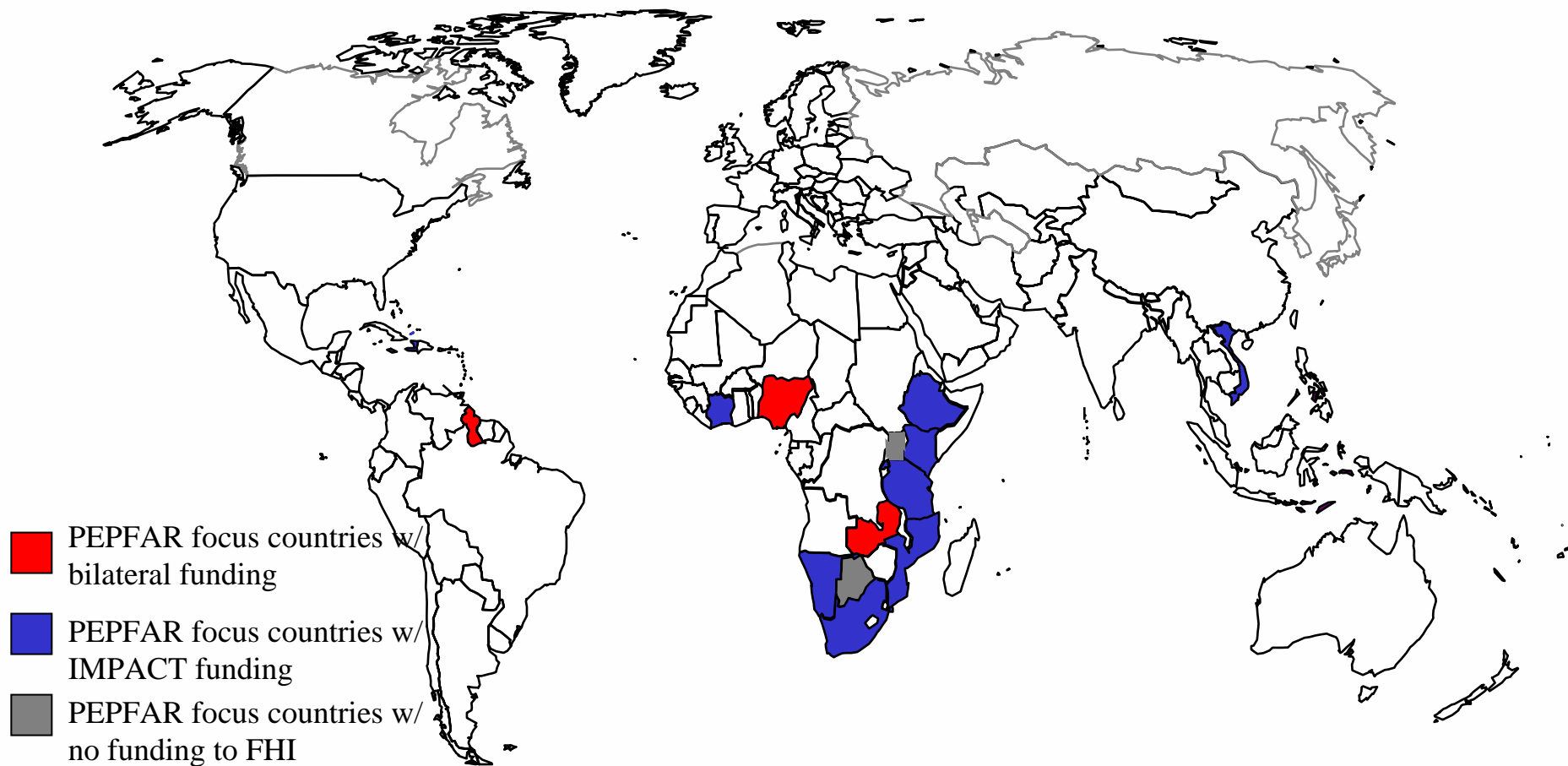
The seal of the Office of the United States Global AIDS Coordinator is centered in the background. It features a globe with a grid of latitude and longitude lines. The globe is set within a circular border containing the text "OFFICE OF THE UNITED STATES GLOBAL AIDS COORDINATOR". Two orange ribbons are draped over the top and bottom of the globe.

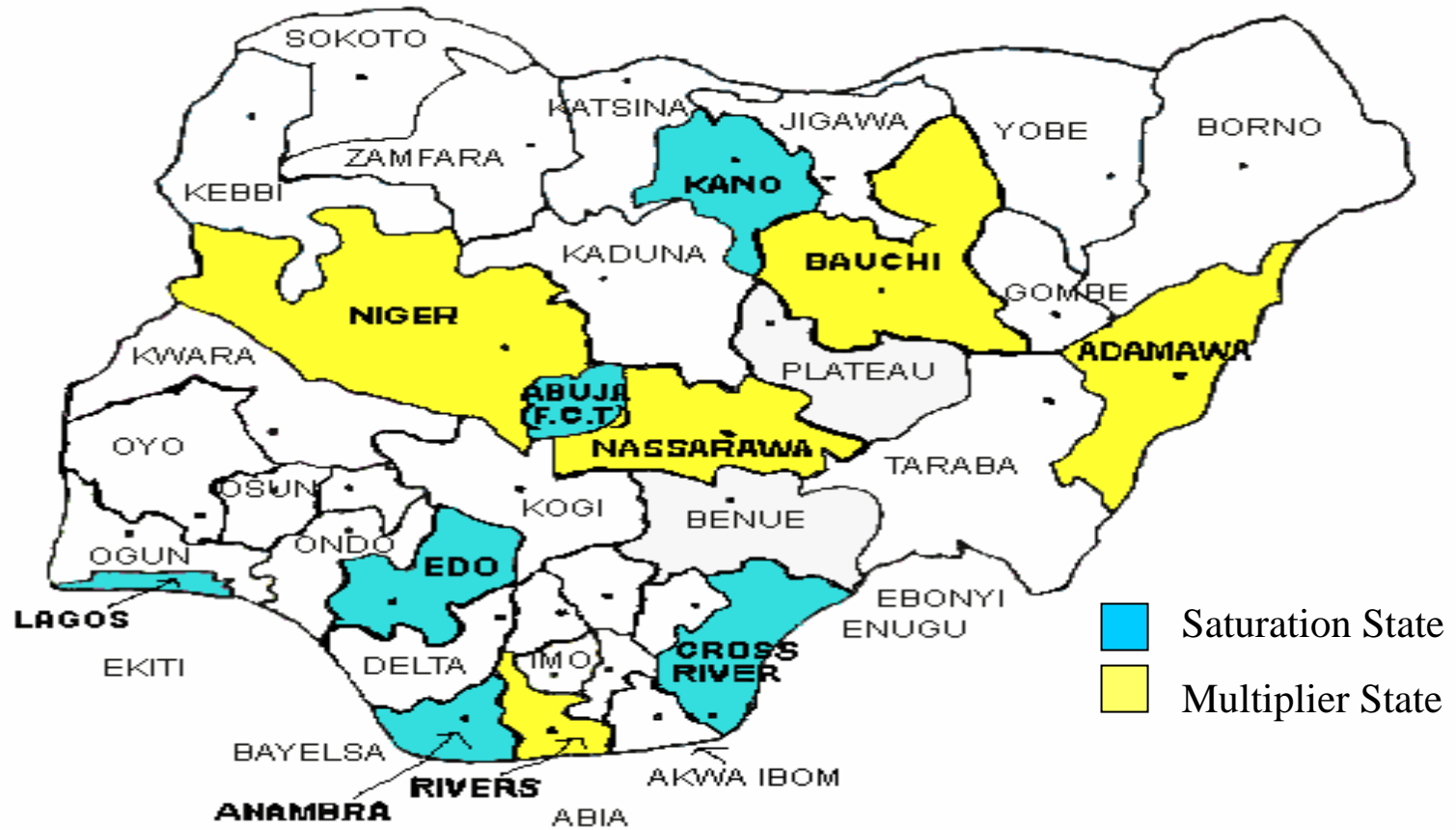
FHI's Role in The President's Emergency Plan

PEPFAR Focus Countries



GhAIN

Global HIV/AIDS Initiative Nigeria





Partners

- Family Health International
- American Red Cross/ Nigerian Red Cross
- Axios
- CEDPA
- Christian Health Association of Nigeria
- German Leprosy Relief Agency
- Howard University
- Islamic Medical Association of Nigeria
- The Futures Group



Project	GHAIN USAID Bilateral
Funding Period	2004-2009
Project States	Abuja (Federal Capital Territory) Anambra, Cross-River, Edo, Kano, Lagos



Program Area	Indicator	'05 Targets
PMTCT	# women receiving PMTCT	26,500
AB	# people reached	2,700,000
Palliative care	# people receiving care	70,000
OVC	# served	10,000
C&T	# served	323,000
ART	# provided with ART	4,540



Accomplishments

- **Agreements with stakeholders reached**
- **Offices established**
- **Assessments and mapping completed**
- **Partners engaged**
- **Training in ART, Care, M&E, Home Based Care**
- **Drugs procured and delivered**
- **ART initiated in Lagos and Calabar in April**
- **> 50 subprojects started**
- **BCC activities initiated**
- **Demand creation for C&T initiated**



RP Partners

- **Family Health International**
- **Cicatelli Associates**
- **Howard Delafield International**
- **Management Sciences for Health**
- **Caribbean Conference of Churches**



ARP Goals

Program Area	Indicator	'05 Targets
PMTCT	# women receiving PMTCT	10,000
AB	# people reached	80,000
Other Prevention	# reached through community outreach	250
Palliative care	# people receiving care	2,617
OVC	# served	40
C&T	# served	6,000

GAP Accomplishments



- Formed Project Advisory Board
- Held partners meeting and developed workplan
- Rapid analysis and start up
- 9 NGO's funded
- 250 trained in 11 workshops

- **36 PMTCT sites established**
- **>1600 women served at PMTCT sites**
- **Completed BSS for 4 groups**
- **15 VCT clinics and one mobile unit in operation**
- **>200 received VCT**

FHI's Experience in PMTCT and VCT

VCT Summary

- Supporting more than 550 C&T sites in 23 countries
- Examples from select PEPFAR focus countries.
- **Kenya.**
 - # FHI supported sites- **130.**
 - Clients served in 2004: **145,353.**
- **Rwanda.**
 - # FHI supported sites- **34** in 8 out of 12 provinces.
 - Clients served in 2004: more than **100,000.**
- **Ethiopia.**
 - # FHI supported sites- **213** in 14 major towns.
 - Clients served in 2004: more than **22,172**

PMTCT Summary

- **Supporting more than 150 PMTCT sites in 13 countries**
- **Working with a wide range of partners**
 - **Government, FBOs, NGOs, etc.**
- **Linking PMTCT with ART and other care and support services**
- **Uptake for ranges :**
 - **from 70 to 95% for C&T**
 - **From 65 to 94% for ARV prophylaxis to mothers and infants**

Other data from PMTCT sites (last quarter)

- **# of Women counseled and tested for PMTCT**
 - Kenya **24463**
 - Namibia **1183**
 - Rwanda **3474**
 - Guyana **7687**
- **Number of sites**
 - Kenya **21**
 - Namibia 7(all are FBO)
 - Rwanda 13
 - Guyana 37(includes 5 hospitals where we do C&T during labor and delivery)

Mozambique Progress as of March 31, 2005

Indicator	Results	Targets
# of women counseled for PMTCT	2,132	Not defined
# women counseled & tested as part of PMTCT services	1,548 64% achieved (20% HIV+)	2,439
# women receiving NVP	160 85% achieved	189
# newborns receiving NVP	102 78% achieved	131
# health care providers trained	87 exceeded target	57

ANTIRETROVIRAL THERAPY

FHI supported ART programs: 2003-2004

Two types of country-level participation:

- Countries where FHI plays major role in the design and implementation of most or all components of ART program:

Cambodia

Nigeria

Ghana

Vietnam

Kenya

Zambia

Namibia

Rwanda

FHI supported ART programs: 2003-2004

➤ Countries where FHI plays a role in supporting one component of ART program:

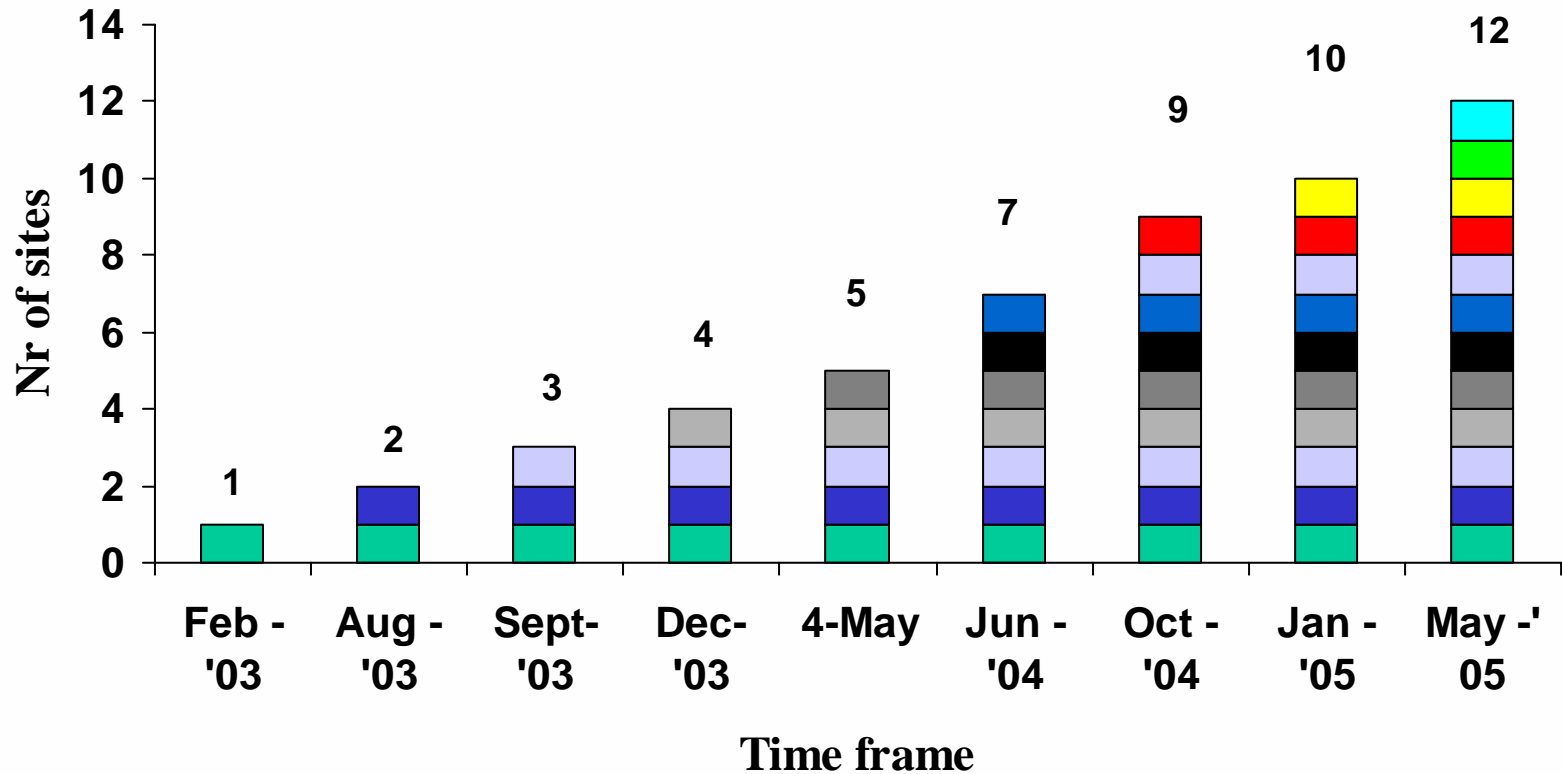
- **Malawi:** Staff seconded to MOH
- **Tanzania & Dominican Republic:** Training + Capacity building
- **Ethiopia:** Training
- **East Timor:** Drug Procurement
- **Nepal & Bangladesh:** ART guideline development

Scaling Up access to ART: Strategies

- **Initiate learning sites where program systems and design could be tested and lessons learned**
- **Develop standards to guide activities and ensure strong program management**
- **Use the sites as learning centers where staff from new sites can observe and absorb effective clinical and management processes**
- **Create rapid start-up teams of experienced staff who can move on to help establish new sites and transfer skills**

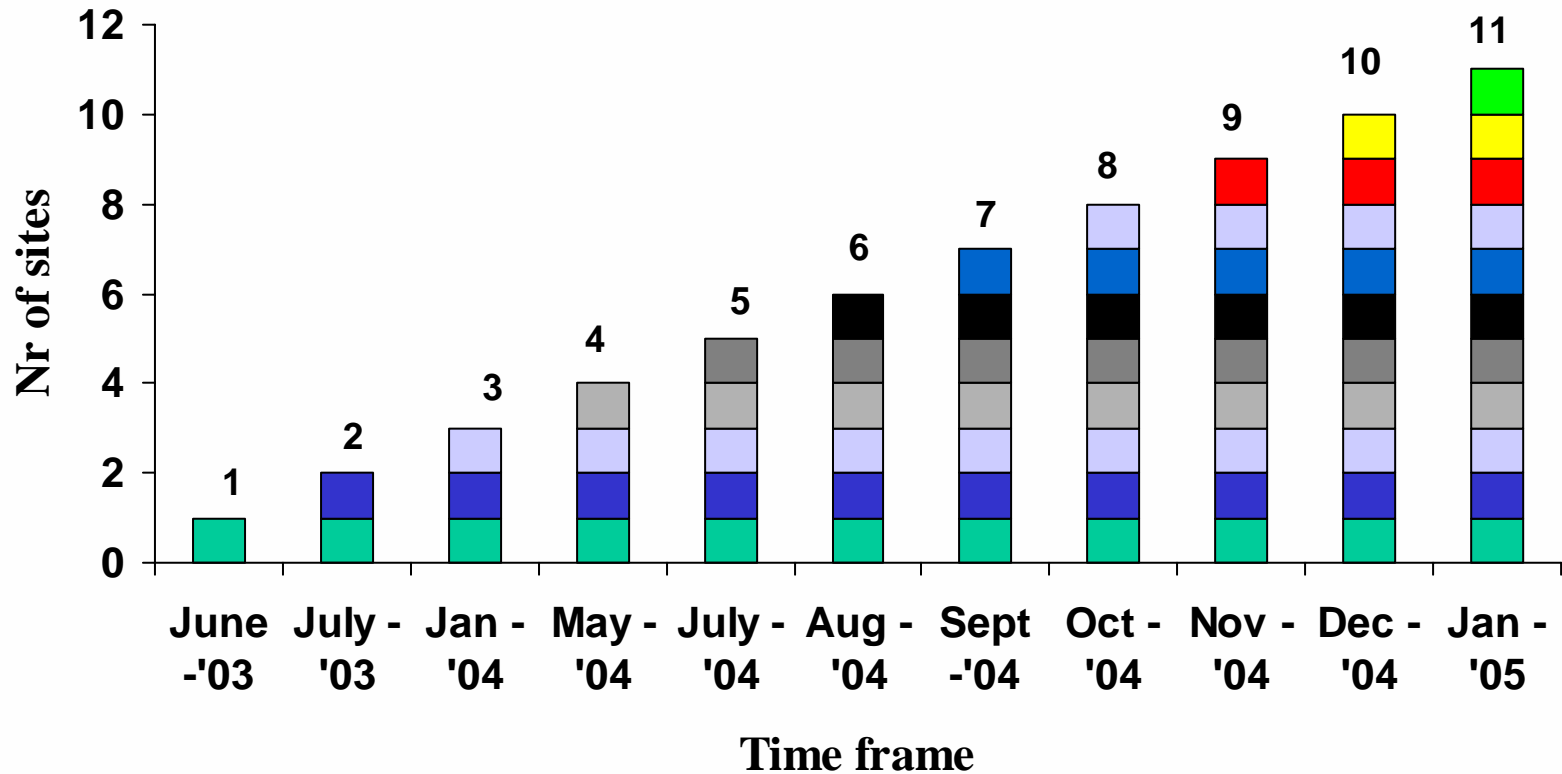
RWANDA

Timeline of ART Site Scale Up



Kenya

Timeline of ART Site Scale Up



Summary Statistics: FHI's ART Program

As of March, 2005	Rwanda	Kenya	Namibia	Ghana	Total
ARV Start date	Feb 03	June 03	July 04	May 03	
Comprehensive HIV Care	5,476	4,326	-	4,942	14,744
Started on ART	2,046	2,789	1,276	2,158	8,080
Deaths	101 (5%)	62 (2.3%)	40 (3.2%)	83 (4%)	266
Defaulted or stopped ART	12 (0.6%)	14 (0.5%)	16 (1.3%)	3 (0.1%)	45
Number of sites	10	14	6	4	34

SUMMARY STATISTICS: ART PROGRAMS

As of Sept 30, 04	Cambodia	Malawi*	Dom. Rep*
ARV Start date			
Patients receiving comprehensive HIV care at the ART site	1,403	-	6,523
Patients started on ART	228	13,183	1,225
Deaths	22 (10%)	1,026 (8%)	-
Patients who have defaulted or stopped ART	2 (0.9%)	1,039 (7.9%)	-
Number of sites reporting	2	24	17
* Countries where FHI is only providing support to National ART program			

Kenya ART Accomplishments

- **Exceeded March 05 ART targets of 2150 (reached 3000)**
- **Provided assistance to 32 major employers to access ART**
- **Provided ARV & assistance to 17 private pharmacies**
- **Worked with Pfizer to develop ART &OI materials for low literates pop**
- **FHI serves secretary to government ART task force**

Treatment Outcomes

Treatment Criteria and Drug Regimen

	Ghana	Kenya	Rwanda
Eligibility criteria	WHO Clinical Stage III or IV CD4 ≤ 250	WHO Clinical Stage III or IV CD4 ≤ 200	WHO Clinical Stage IV or III (CD<350) CD4 < 200 (stage I , II)
Rx regimen	AZT + 3TC + NVP	D4T+3TC+ EFV/NVP*	D4T + 3TC + EFV/NVP*
Rx Monitoring	-Clinical -CD4 -VL (for the first 100 patients)	-Clinical -CD4	-Clinical -CD4

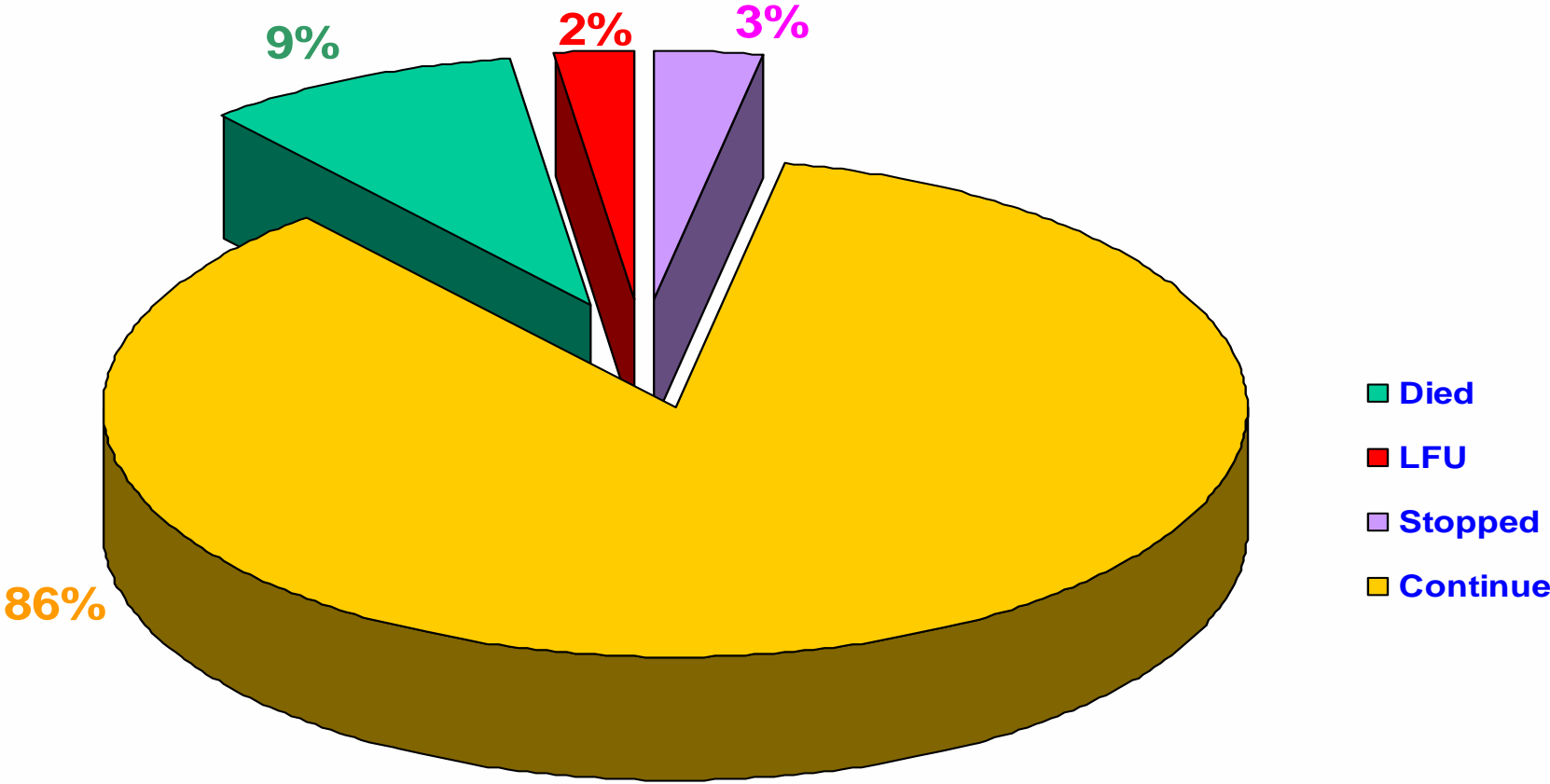
* For women

Patients characteristics at HAART initiation

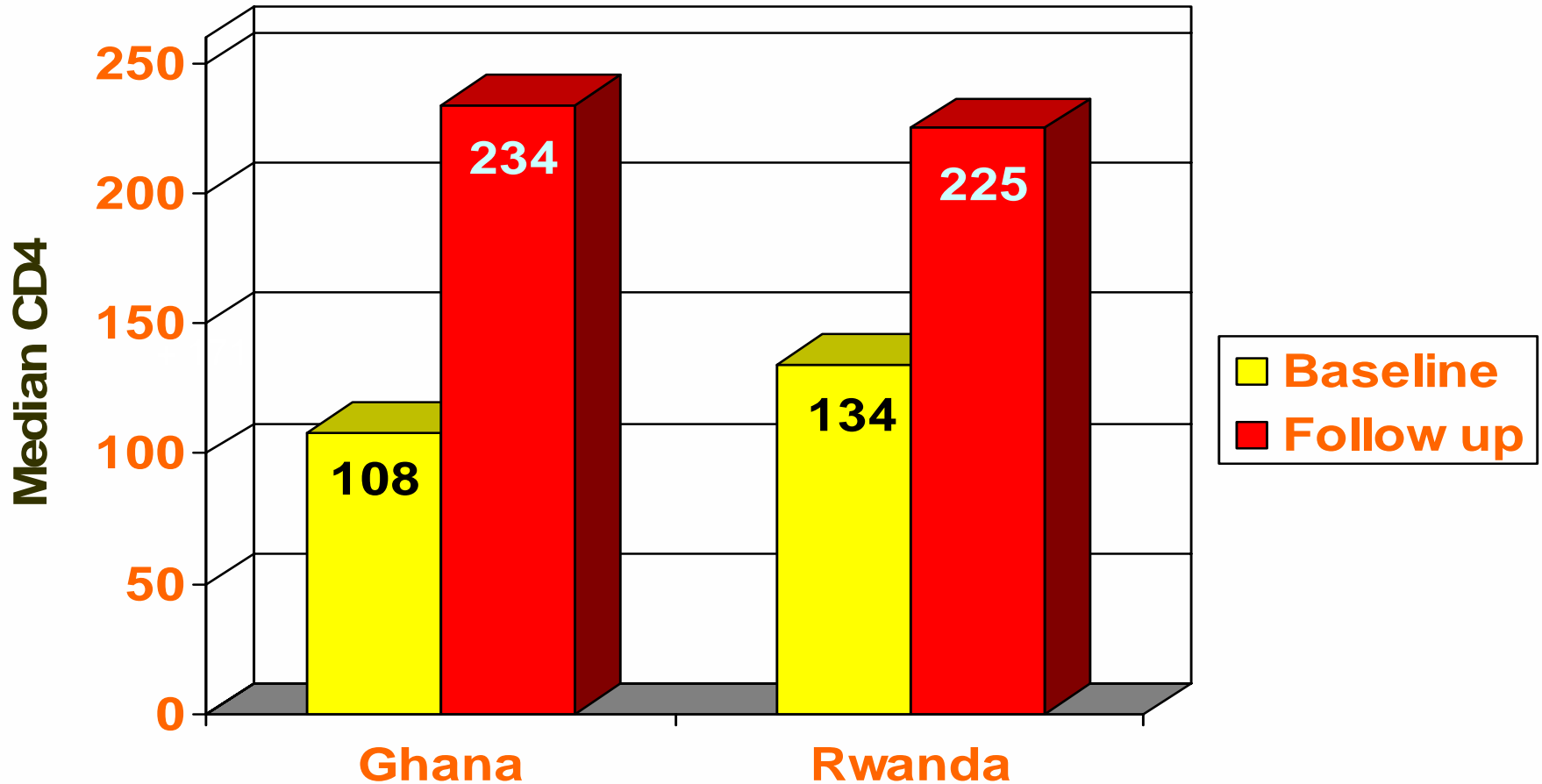
	Kenya N = 435*	Ghana N = 394*	Rwanda N = 700*
% female	57	60	71
Age (median)	38 [25-59]	40 [12-59]	37 [4-66]
% Children		2	4
% clinical stage IV	57	10	30
% with < 200 CD4 cells/mm³	54	75	77
CD4 cells, median [25-75%]	102 [53-171]	108 [21-152]	134 [78-197]

* Patients on RX for 6 months

Overall Outcomes



CD4 at Baseline & 6-month Follow up GHANA/ RWANDA



Lessons Learned: Patient Care

- ✓ **Typical ART patients with very advanced stage disease**
- ✓ **Very high treatment adherence rates & very low loss to follow up**
- ✓ **Positive immunologic and clinical responses to the first 6 months of treatment**
- ✓ **Relatively low mortality rates (despite advanced stage of disease)**
- ✓ **More women seek treatment than men**

Lessons Learned: Program Design

- ✓ **Local ownership of ART program critical for program success**
- ✓ **Involving PLWHA groups is essential**
- ✓ **Development of local ART experts critical in program development & expansion**
- ✓ **Demonstration programs have rapidly led to national ART program**

THANK YOU!